

# THE DIXIE NATIONAL

Quarter Horse Show

February 12-17, 2019

Jackson, MS

[www.mqha.org](http://www.mqha.org)

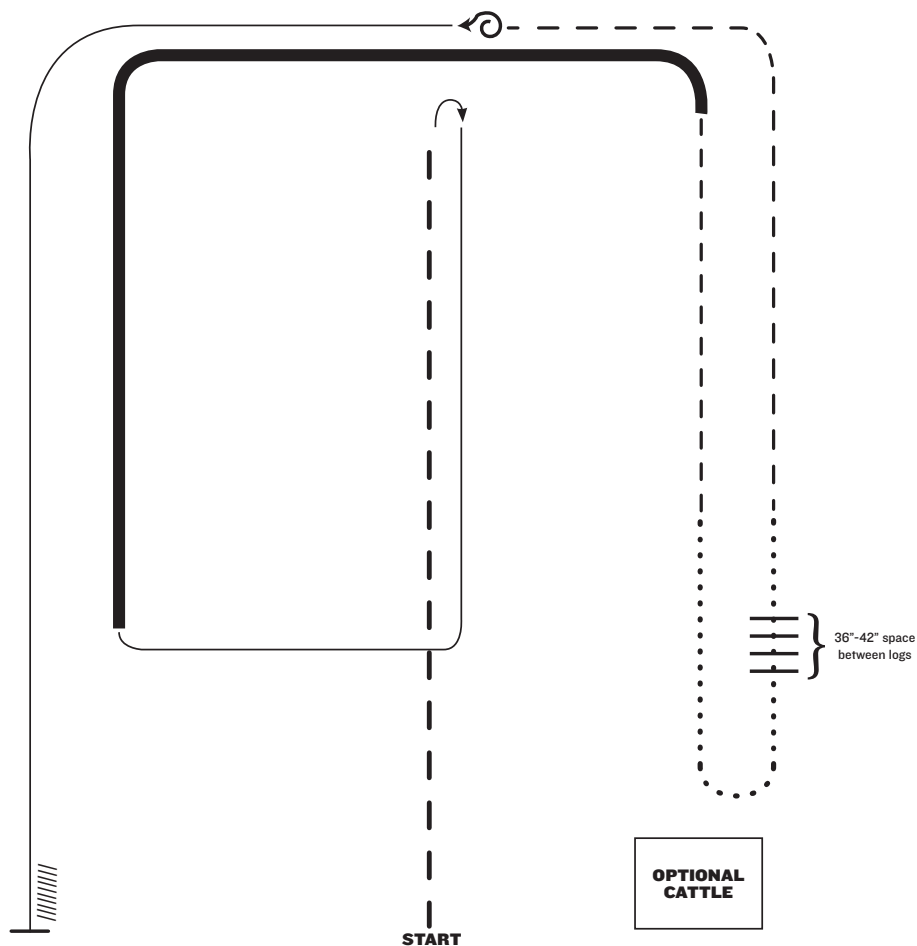
# Pattern Book



## **Reining Patterns:**

### **Thursday, February 14th**

<b><u>Class:</u></b>	<b><u>Pattern:</u></b>
618. NRHA Open Reining	10
619. NRHA Limited Open	10
620. NRHA Intermediate	10
118. All Age Reining	10
621. NRHA Novice Horse 1 Open	8
622. NRHA Novice Horse 1 Non Pro	8
623. NRHA Rookie I Reining	6
624. NRHA Rookie II Reining	6
119. Level 1 Amateur Reining	6
625. NRHA Youth Reining 13 & Under	4
120. Youth Reining 13 & Under	4
626. NRHA Youth Reining 14-18	4
121. Youth Reining 14-18	4
628. NRHA Non-Pro Reining	2
629. NRHA Intermediate Non Pro Reining	2
630. NRHA Limited Non-Pro Reining	2
122. Amateur Reining	2
627. NRHA Short Stirrup Reining	A
633. NRHA Para Reining Level 2 & 3	A



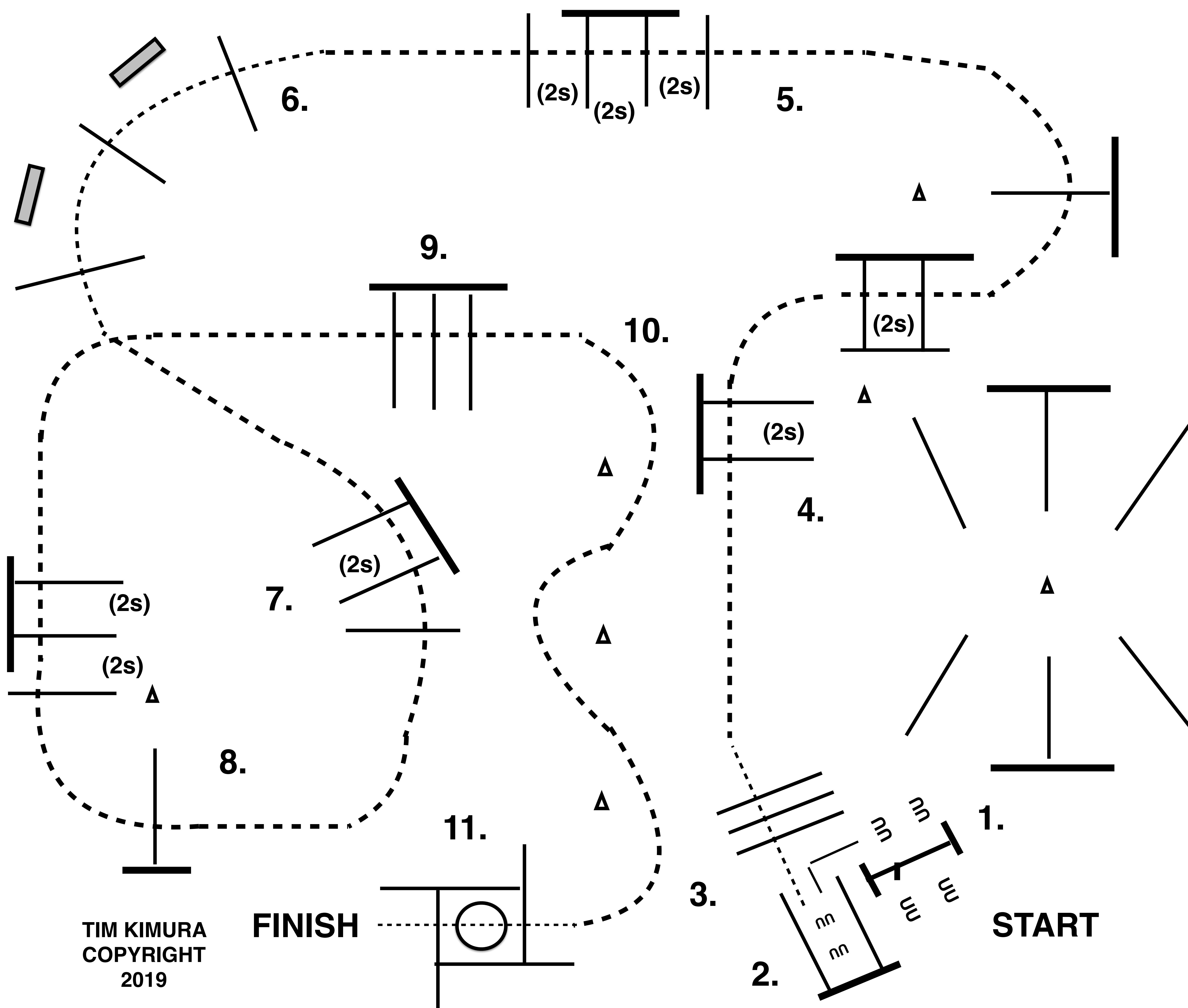
1. Extended trot
2. Stop, rollback right
3. Lope right lead
4. Extended lope (right lead)
5. Trot
6. Walk
7. Walk over logs
8. Walk
9. Trot
10. Stop, 360 left
11. Lope left lead
12. Stop and back

Note: The drawn description of this pattern is only intended for the general depiction of the pattern. Exhibitors should utilize the arena space to best exhibit their horses.

# 2019 THE DIXIE NATIONAL QUARTER HORSE SHOW

THE  
**DIXIE NATIONAL**

Friday, 2/15  
161. Small Fry Trail  
162. Level 1 Yth W/T Trail  
163. Level 1 Amt W/T Trail



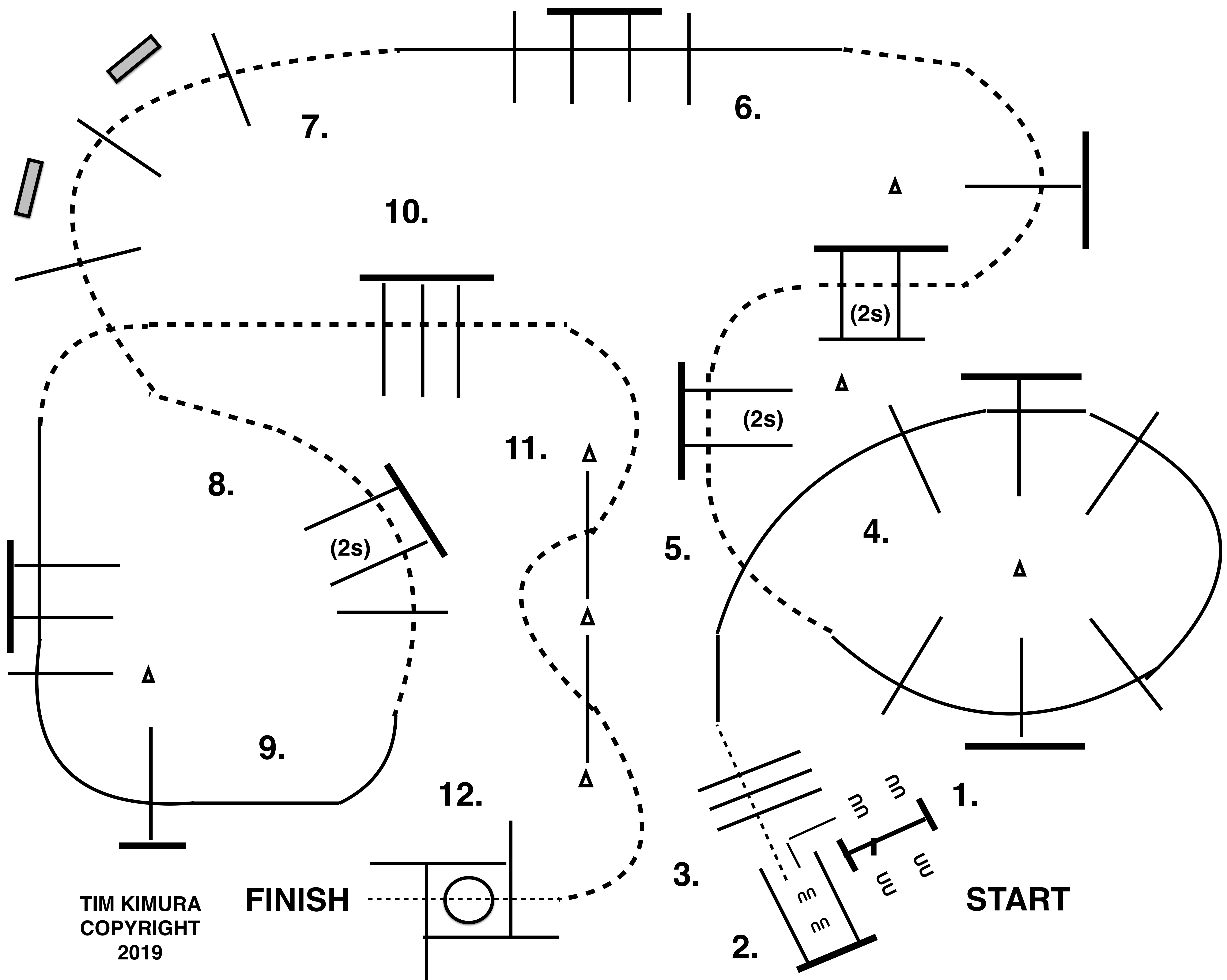
TIM KIMURA  
COPYRIGHT  
2019

1. GATE: RIGHT HAND, OPEN, WALK OVER POLE AND CLOSE GATE.  
SMALL FRYS START ON FAR SIDE OF GATE AND DONT WORK THE GATE...
2. BACK AROUND CORNER AND BACK BETWEEN POLES.
3. WALK OUT CHUTE, WALK OVER POLES.
4. JOG OVER POLES.
5. JOG OVER POLES.
6. STOP OR BREAK TO THE WALK, WALK OVER POLES.
7. JOG OVER POLES.
8. JOG OVER POLES.
9. JOG OVER POLES.
10. JOG THRU SERPENTINE, JOG OVER POLES.
11. STOP OR BREAK TO THE WALK, WALK INTO BOX, EXECUTE A 360 TURN EITHER WAY  
WALK OUT BOX.

# 2019 THE DIXIE NATIONAL QUARTER HORSE SHOW

THE  
**DIXIE NATIONAL**

Friday, 2/15  
164. Level 1 Yth Trail  
165. Level 1 Amt Trail  
166. Level 1 Trail  
167. Junior Trail  
168. Yth Trail 13 & Under



TIM KIMURA  
COPYRIGHT  
2019

**FINISH**

**START**

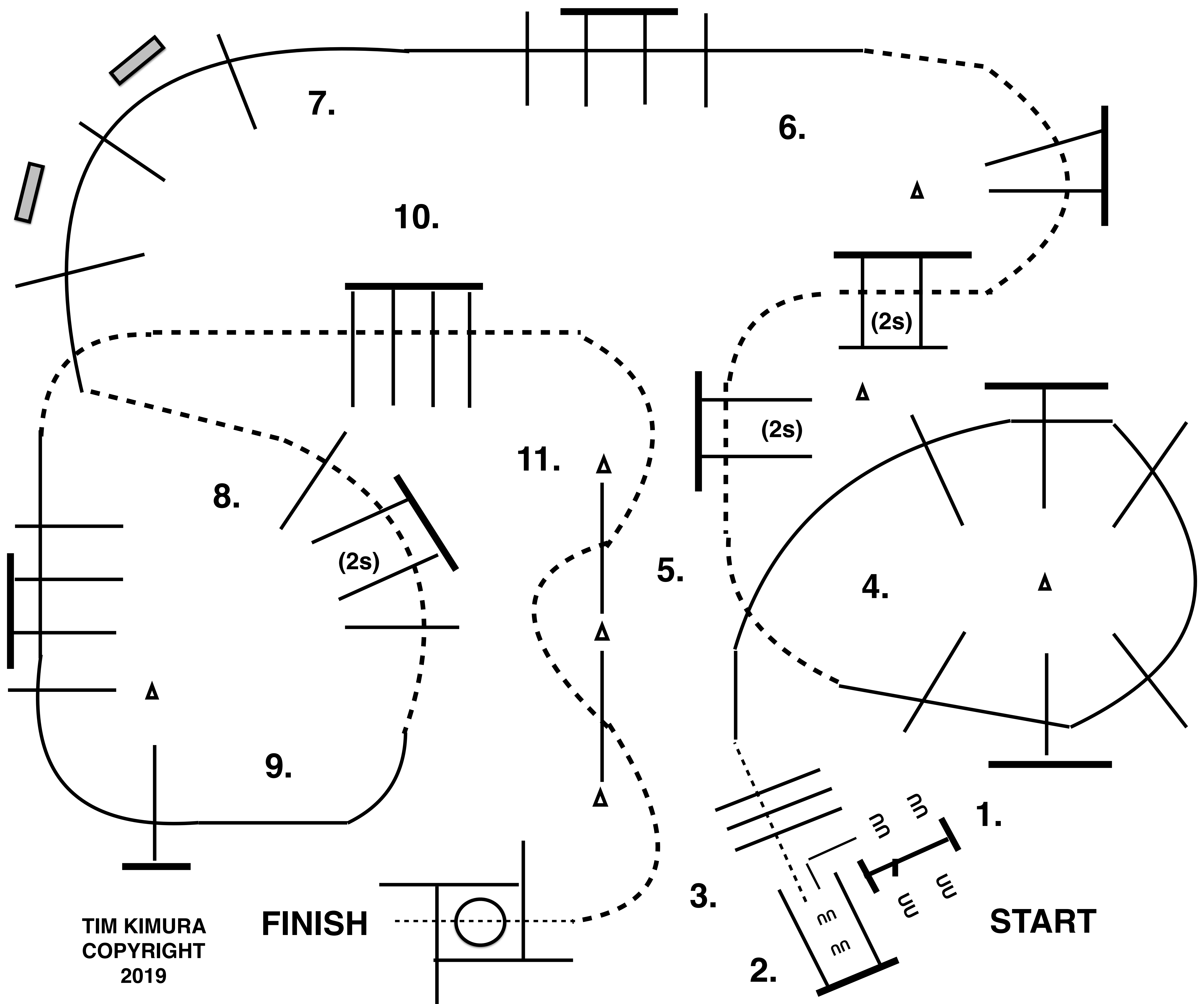
1. GATE: RIGHT HAND, OPEN, WALK OVER POLE AND CLOSE GATE.
2. BACK AROUND CORNER AND BACK BETWEEN POLES.
3. WALK OUT CHUTE, WALK OVER POLES.
4. LOPE OVER POLES (RL).
5. BREAK TO THE JOG, JOG OVER POLES.
6. LOPE OVER POLES (LL).
7. BREAK TO THE JOG, JOG OVER POLES.
8. JOG OVER POLES.
9. LOPE OVER POLES (RL).
10. BREAK TO THE JOG, JOG OVER POLES.
11. JOG THRU SERPENTINE, JOG OVER POLES.
12. STOP OR BREAK TO THE WALK, WALK INTO BOX, EXECUTE A 360 TURN EITHER WAY WALK OUT BOX.

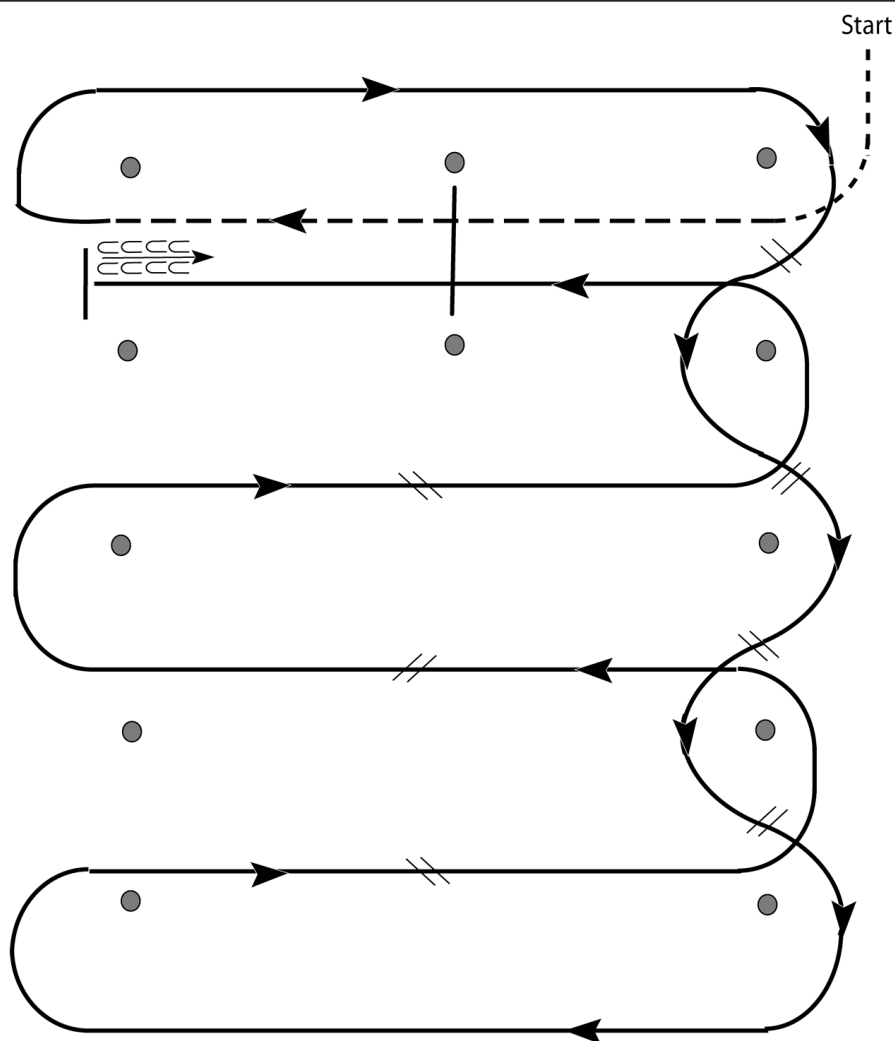


# 2019 THE DIXIE NATIONAL QUARTER HORSE SHOW

THE  
**DIXIE NATIONAL**

Friday, 2/15  
169. Yth Trail 14-18  
170. Amateur Trail  
171. Select Amt Trail  
172. Senior Trail





1. Walk, transition to jog, jog over log.
2. Transition to right.
3. First line change.
4. Second line change.
5. Third line change.
6. Fourth line change.
7. First crossing change.
8. Second crossing change.
9. Third crossing change.
10. Lope over log.
11. Lope, stop and back.

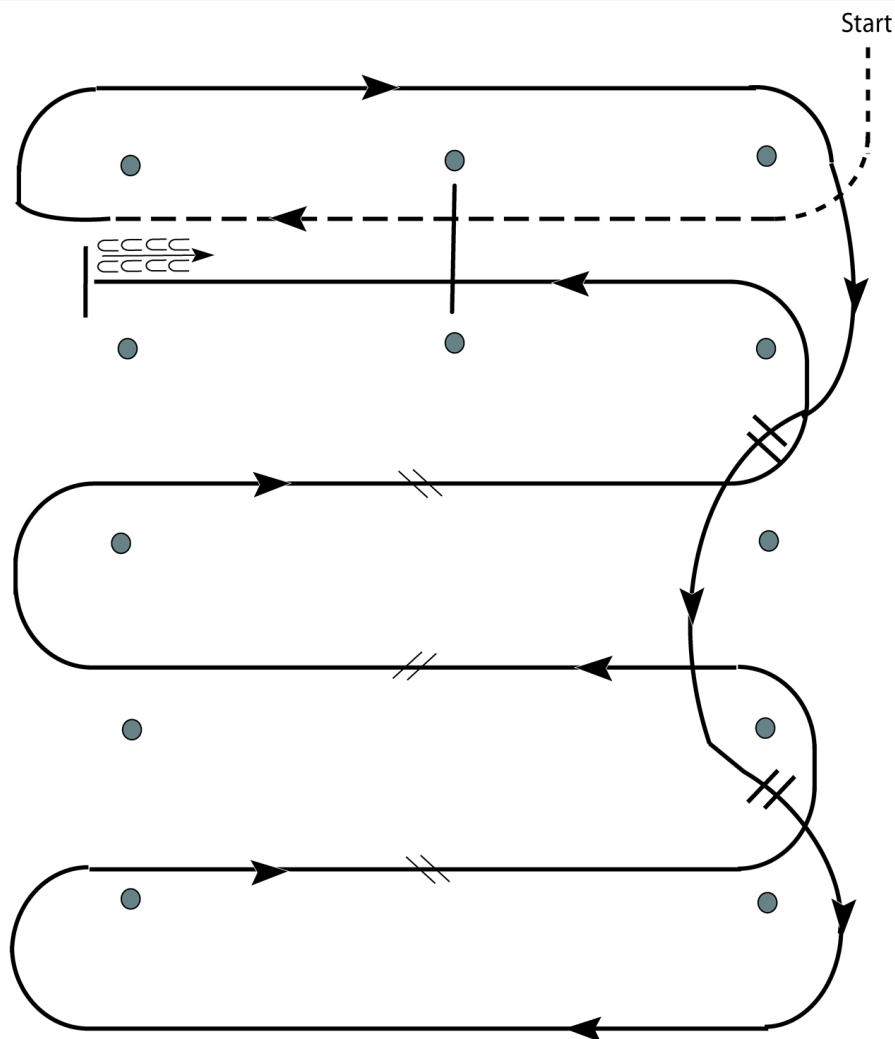
[WR/OP-4]

**Pattern Provided by:**  
*The Judges*

# Dixie National QHS 2019

## Level 1 Western Riding

Show Date: **Friday, 2/15**

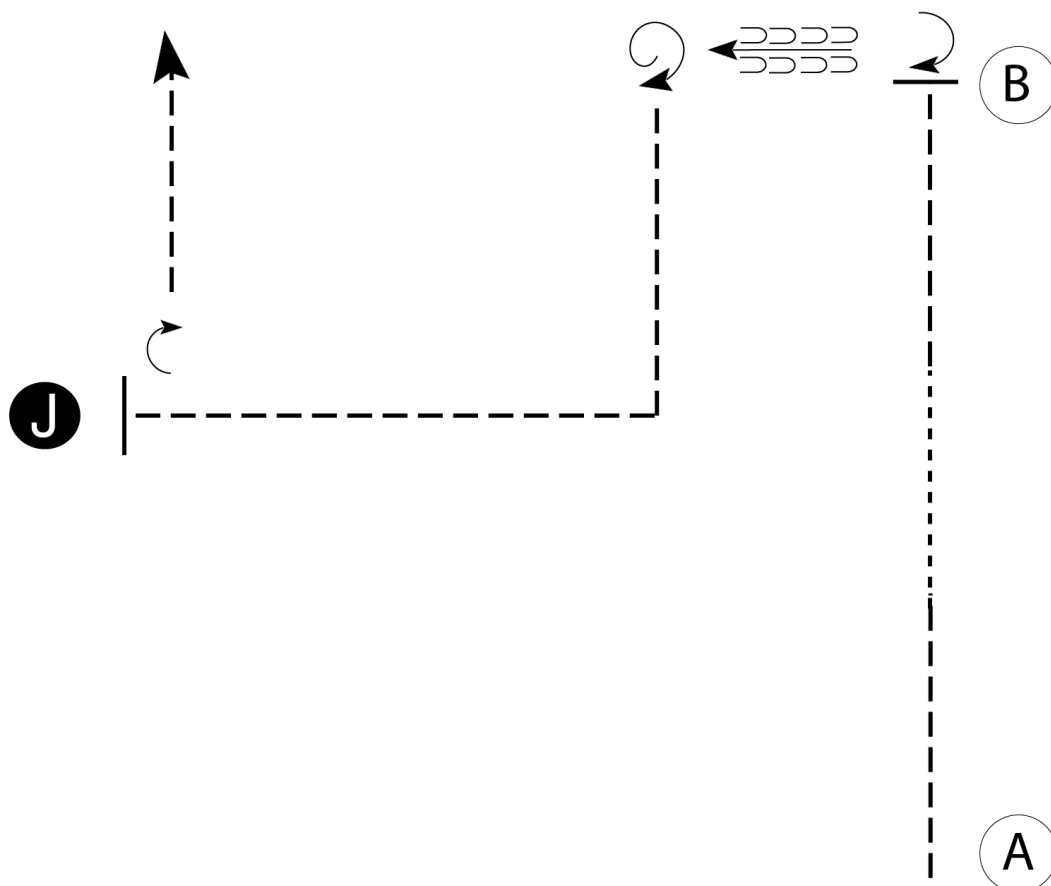


1. Walk, transition to jog, jog over log.
2. Transition to right lead and lope around end.
3. First line change.
4. Second line change. Lope around end of arena.
5. First crossing change.
6. Second crossing change.
7. Third crossing change.
8. Lope over log.
9. Lope, stop and back.

[WR/GP-4]

**Pattern Provided by:**  
*The Judges*





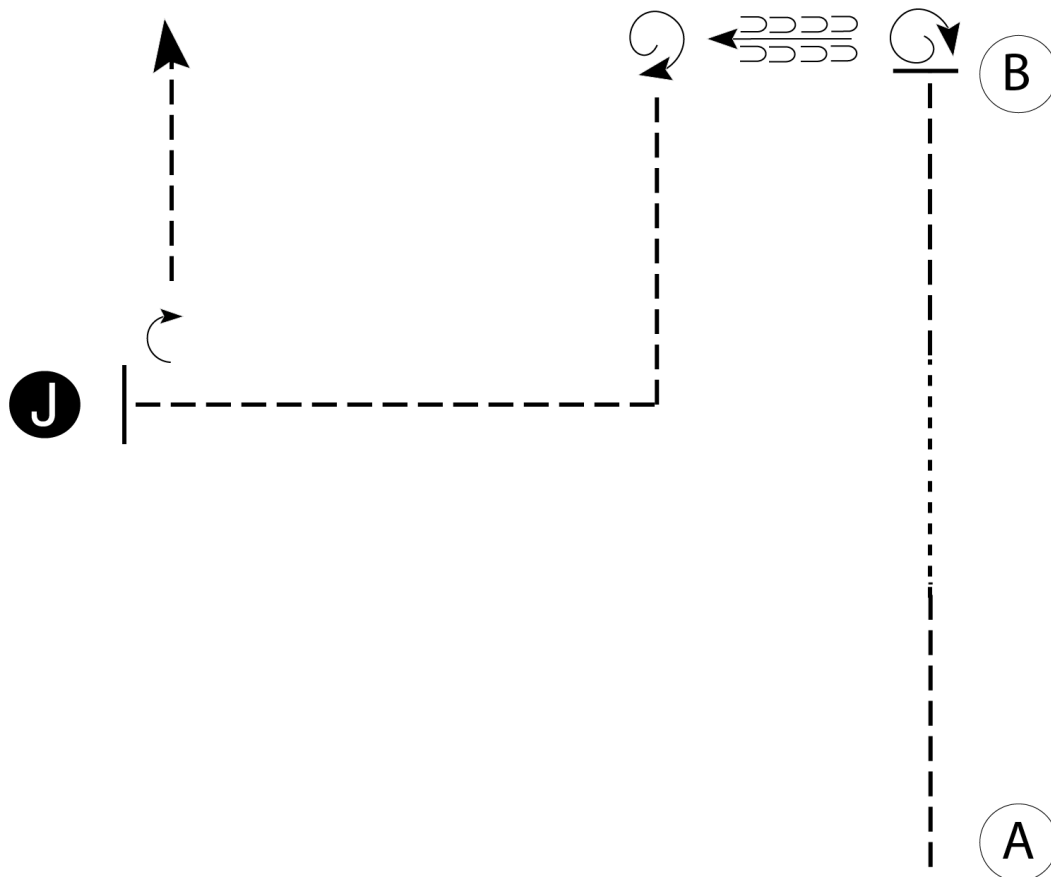
Be ready at A.

1. Trot 1/3 of the line, then walk 1/3 of the line then trot the final 1/3 of the line.
2. Stop with horse's hip even with B then perform a 1/4 turn.
3. Back 2 horse lengths then perform a 1 1/4 turn.
4. Trot to judge as shown.
5. Stop and set up at Judge.
6. Inspection.
7. When dismissed, perform a 1/4 turn and trot to exit.

Walk -----  
 Trot -----  
 Back ←=====   
 Marker (B)  
 Judge (J)

[S/2-119]

**Pattern Provided by:**  
*The Judges*



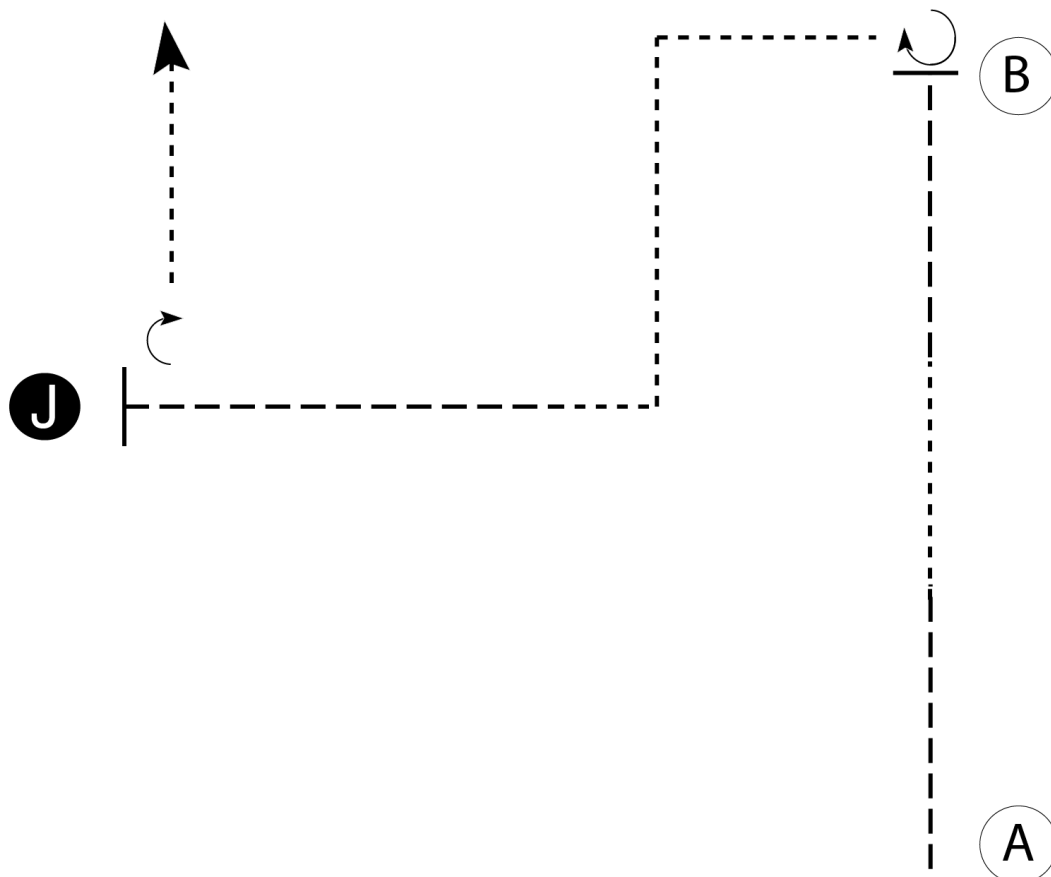
Be ready at A.

1. Trot 1/3 of the line, then walk 1/3 of the line then trot the final 1/3 of the line.
2. Stop with horse's hip even with B then perform a 1 1/4 turn.
3. Back 2 horse lengths then perform a 1 1/4 turn.
4. Trot to judge as shown.
5. Stop and set up at Judge.
6. Inspection.
7. When dismissed, perform a 1/4 turn and trot to exit.

Walk -----  
 Trot - - - - -  
 Back ← ⊞ ⊞ ⊞ ⊞ ⊞  
 Marker (B)  
 Judge (J)

[S/3-119]

**Pattern Provided by:**  
*The Judges*



Be ready at A.

1. Trot 1/3 of the line, then walk 1/3 of the line then trot the final 1/3 of the line.
2. Stop with horse's hip even with B.
3. Perform a 3/4 turn.
4. Walk two square corners as shown then trot to judge.
5. Stop and set up at Judge.
6. Inspection.
7. When dismissed, perform a 1/4 turn and walk to exit.

Walk -----  
 Trot - - - - -  
 Back ← ⊞ ⊞ ⊞ ⊞  
 Marker (B)  
 Judge (J)

[S/WT-119]

Pattern Provided by:  
*The Judges*



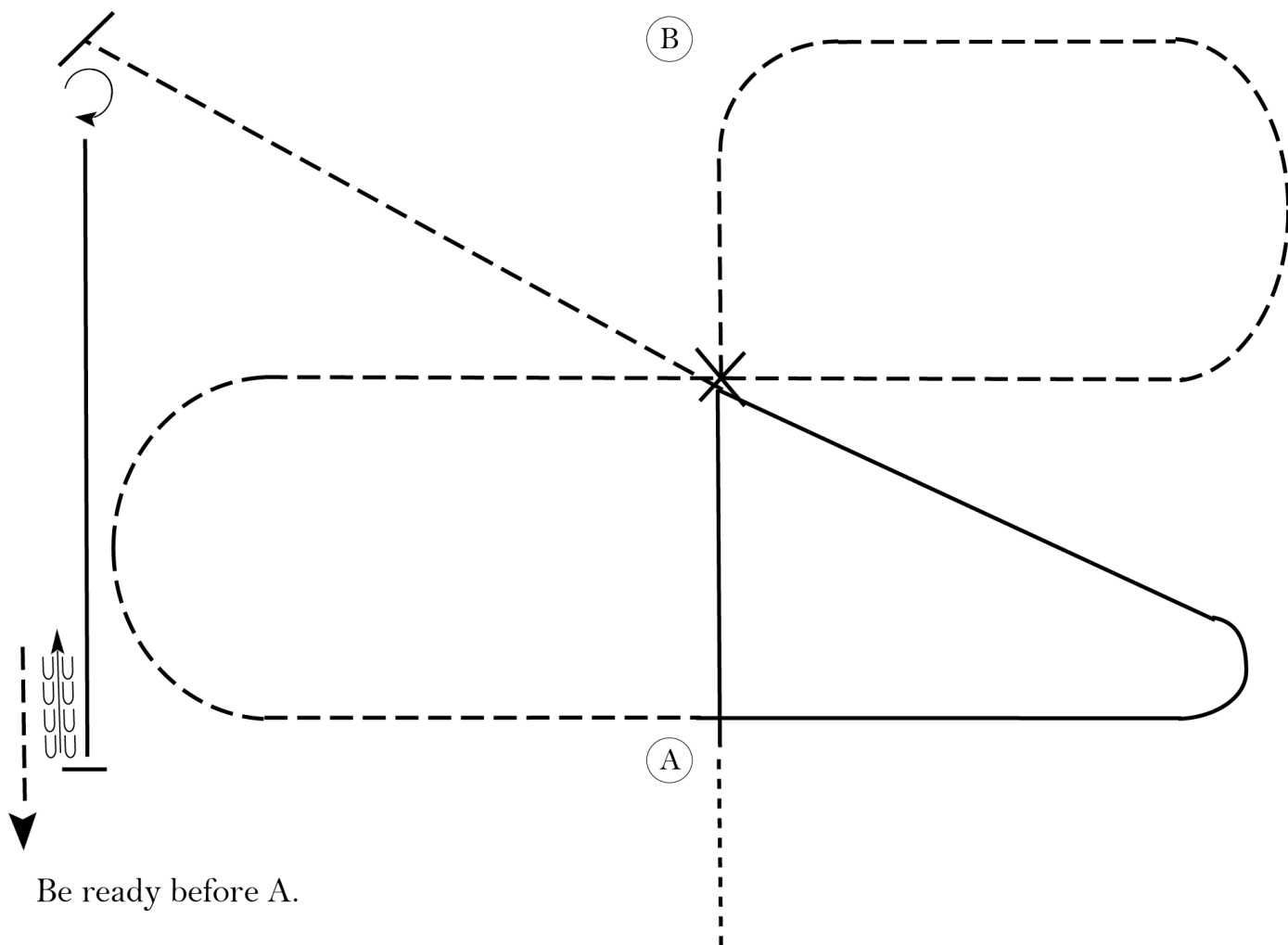




# Dixie National QHS 2019

## Youth, Amateur & Select Equitation

Show Date: **Sunday, 2/17**



Be ready before A.

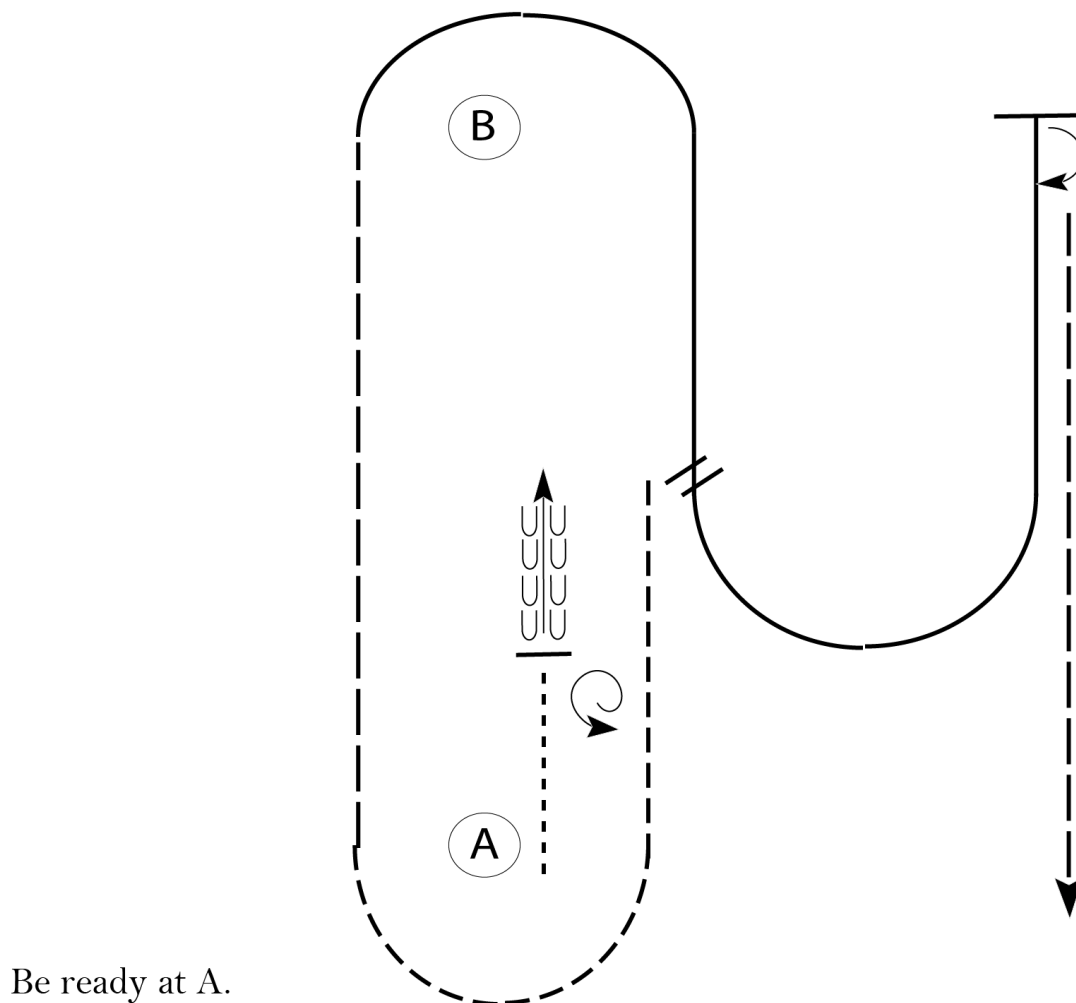
1. Walk to A then canter right lead to center.
2. Break to a posting trot on the left diagonal.
3. Change diagonals in center of arena (at X) and continue trot.
4. Canter left lead to center of arena.
5. Sitting trot to corner.
6. Halt and perform a turn on forehand to the right until straight with arena (approximately  $5/8$  turn).  
Canter left lead until even with A.
7. Halt and back approximately one horse length.  
Exit at a trot.

Diagram illustrating the symbols for various horse gaits and maneuvers:

- Walk**: Represented by a dashed line.
- Trot**: Represented by a line with two short horizontal dashes.
- Extended Trot**: Represented by a line with four short horizontal dashes.
- Canter**: Represented by a solid line.
- Leg Yield**: Represented by a line with vertical tick marks.
- Lead Change**: Represented by a line with a diagonal slash.
- Back**: Represented by a line with three curved arrows pointing left.
- Marker**: Represented by a circle with the letter 'B' inside.
- Sidepass**: Represented by a line with two large arrows pointing left.
- Hand Gallop**: Represented by a line with two short horizontal dashes.

**[HSE/3-113]**

**Pattern Provided by:**  
*The Judges*



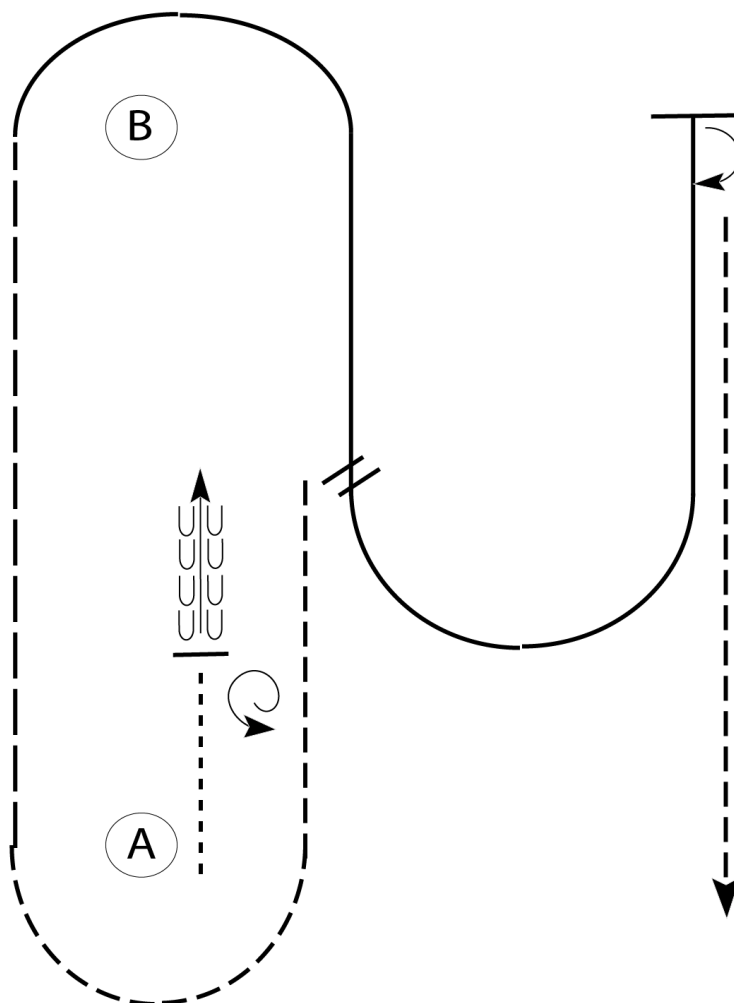
Be ready at A.

1. Walk approximately two horse lengths forward.  
Stop and perform a 1 1/2 turn left.
2. Back approximately two horse lengths then jog to and around A.
3. Extend the jog to B.
4. Right lead lope around B and halfway to A.
5. Change leads and lope a half circle until even with B.
6. Stop and perform a 180 degree turn to the right and extend the jog to finish.

Walk	-----
Jog	- - - - -
Extended Jog	— — — —
Lope	
Lead Change	
Back	
Marker	(B)

[WH/3-118]

**Pattern Provided by:**  
*The Judges*



Be ready at A.

1. Walk approximately two horse lengths forward.  
Stop and perform a 1 1/2 turn left.
2. Back approximately two horse lengths then jog to and around A.
3. Extend the jog to B.
4. Right lead lope around B and halfway to A.
5. Perform a simple lead change and lope a half circle until even with B.
6. Stop and perform a 180 degree turn to the right and jog to finish.

Walk	-----
Jog	- - - - -
Extended Jog	— — — —
Lope	
Lead Change	
Back	
Marker	(B)

[WH/2-118]

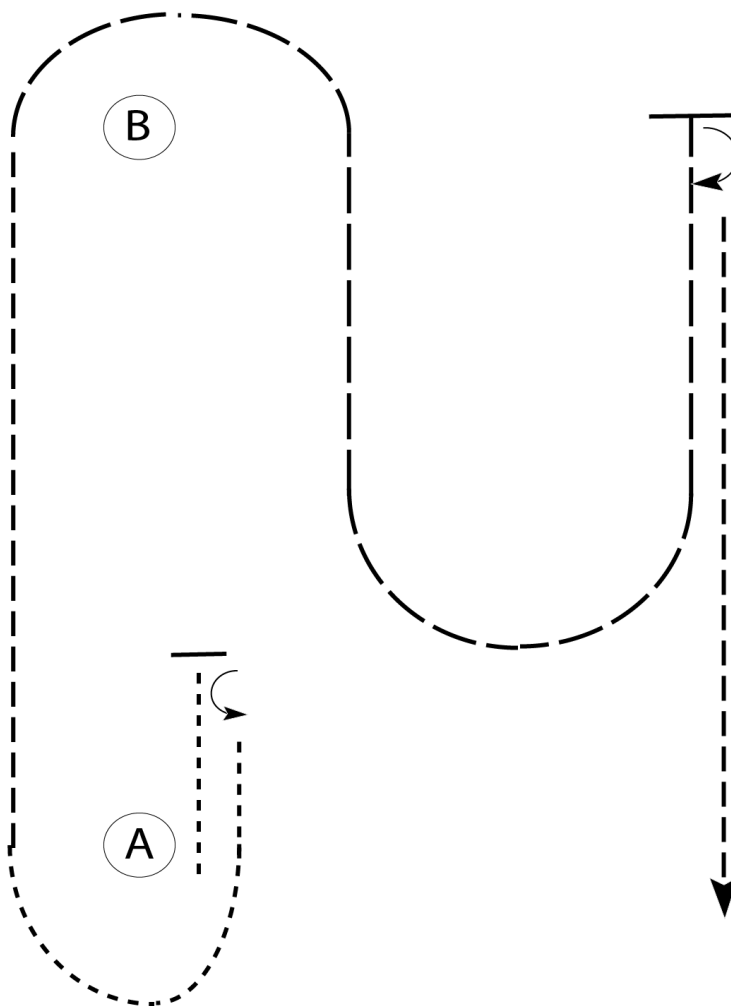
**Pattern Provided by:**  
*The Judges*

## Level 1 Walk Trot & Small Fry Horsemanship

Show Date: **Friday, 2/15 - L1 Am W/T**  
**Saturday, 2/16 - SF & L1 Yth W/T**

www.HorseShowPatterns.com

www.HorseShowPatterns.com



Be ready at A.

1. Walk approximately two horse lengths forward.  
Stop and perform a 1/2 turn left.
2. Walk to and around A.
3. Jog to B.
4. Extend the jog as shown until even with B.  
until even with B.
5. Stop and perform a 180 degree turn to the  
right and jog to finish.

Walk	-----
Jog	- - - - -
Extended Jog	- _ _ _ -
Lope	
Lead Change	
Back	
Marker	(B)

[WH/WT-118]

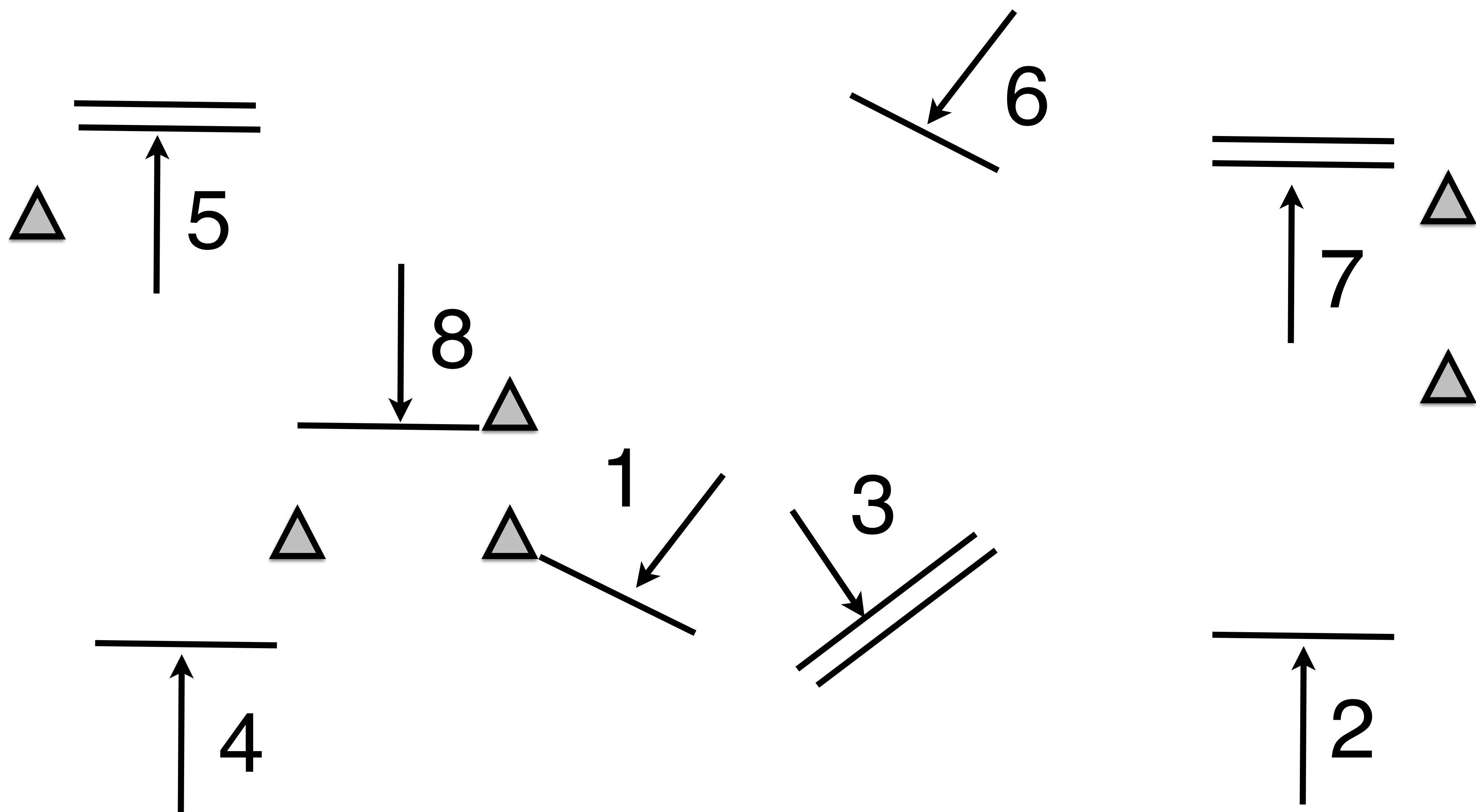
**Pattern Provided by:**  
*The Judges*



2019 DIXIE NATIONAL QUARTER HORSE SHOW

ALL JUMPERS CLASSES

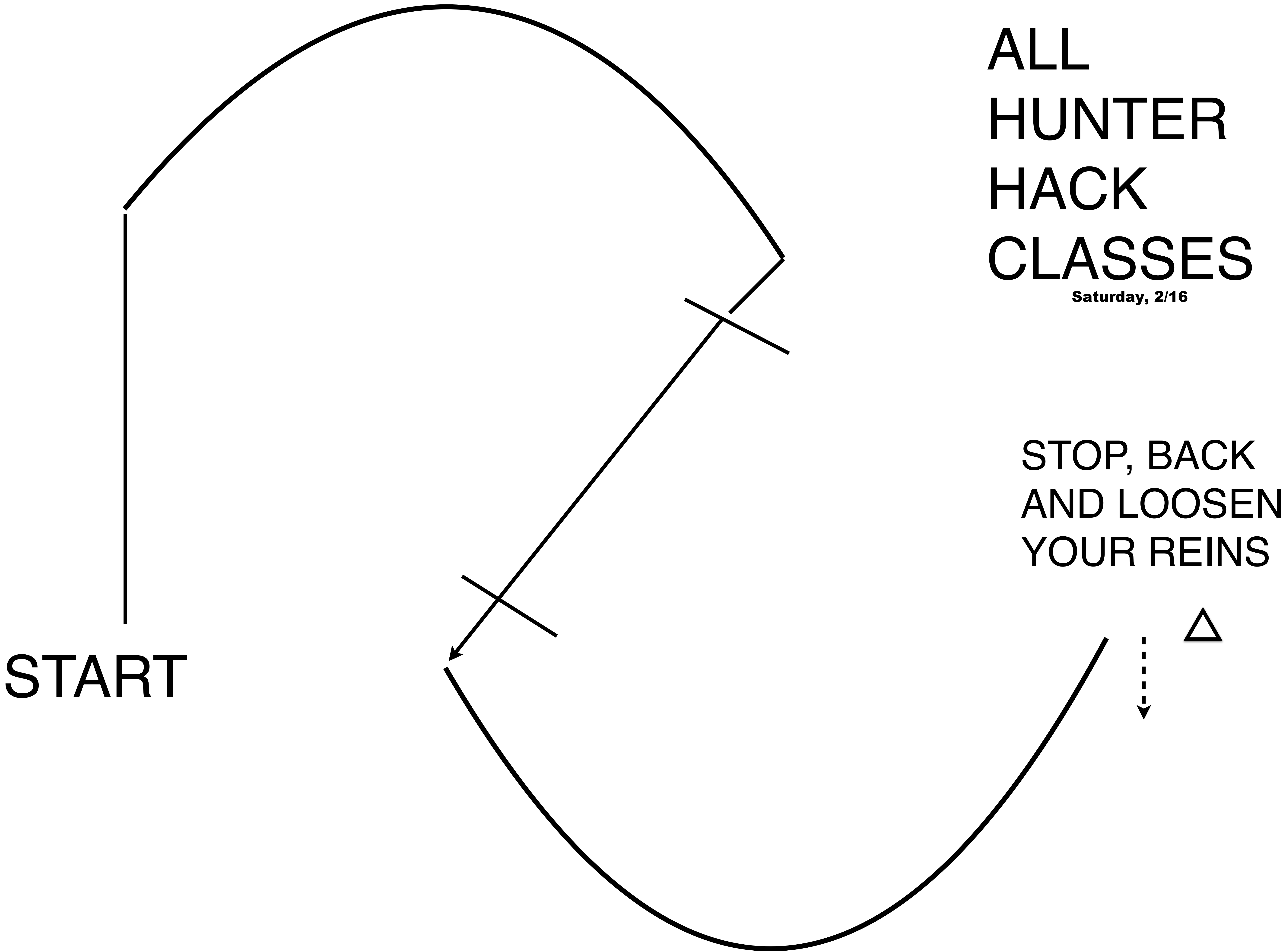
Saturday, 2/16



JUMP OFF 1-2-3-4-5-6

ALL  
HUNTER  
HACK  
CLASSES

Saturday, 2/16



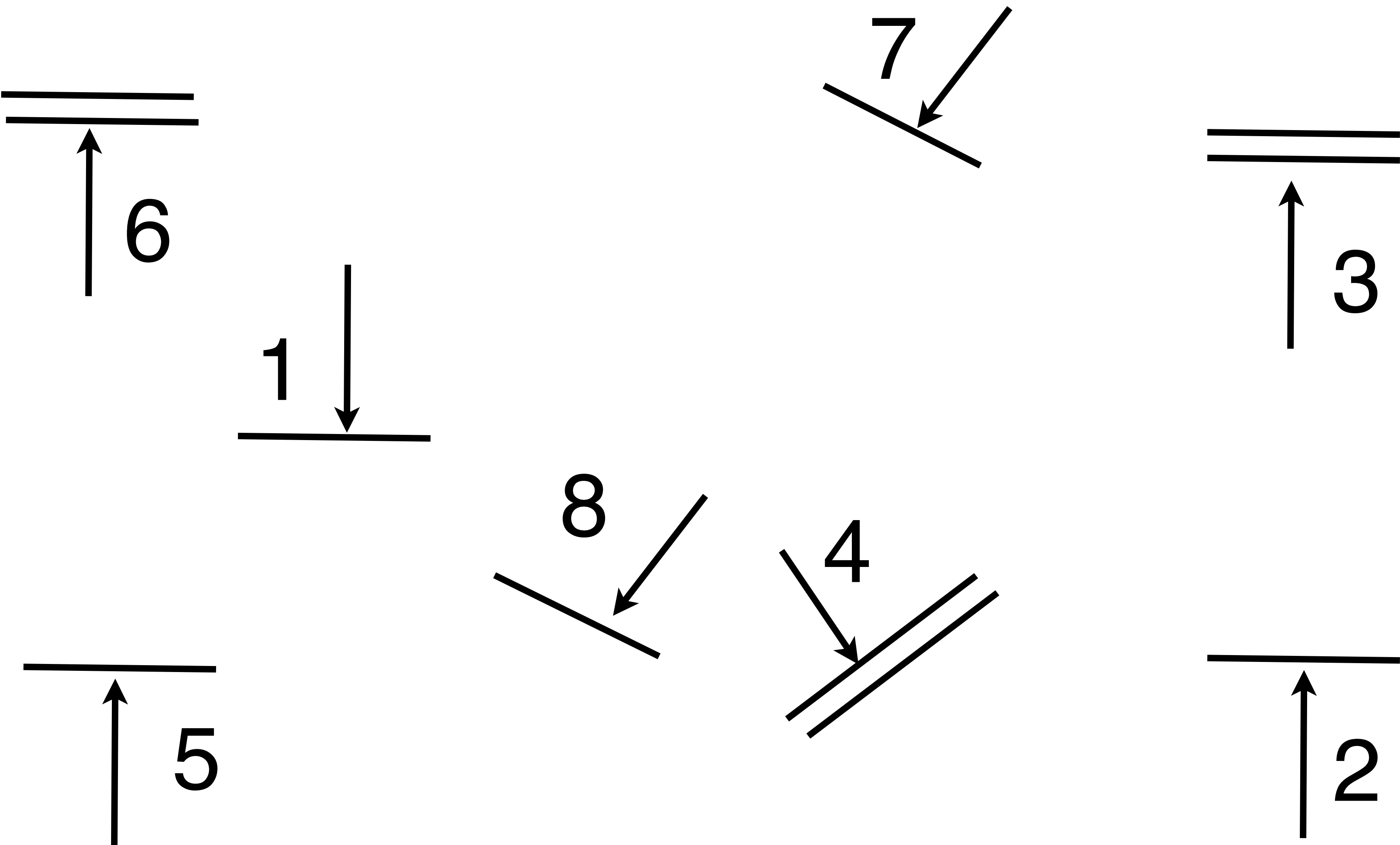




2019 DIXIE NATIONAL QUARTER HORSE SHOW

ALL HUNTER CLASSES

Saturday, 2/16



ALL EQ OVER FENCES CLASSES

Saturday, 2/16

